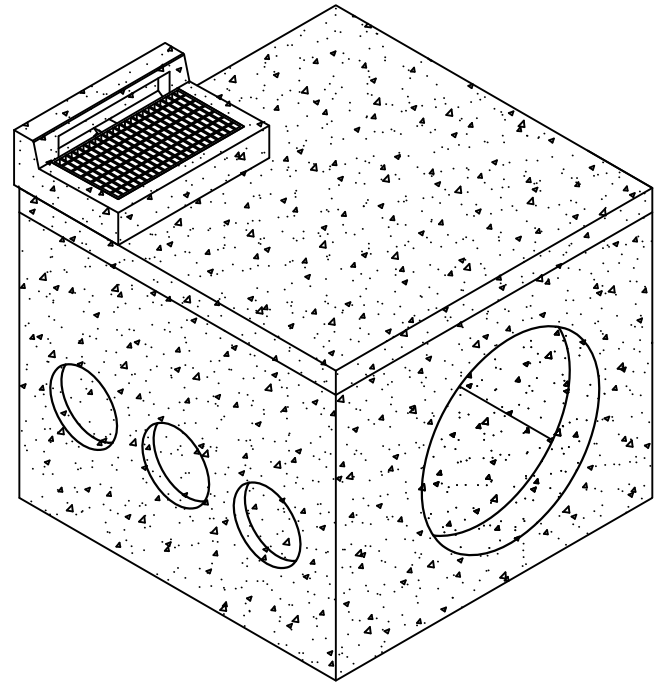
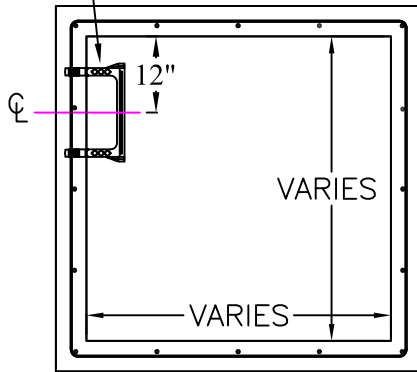


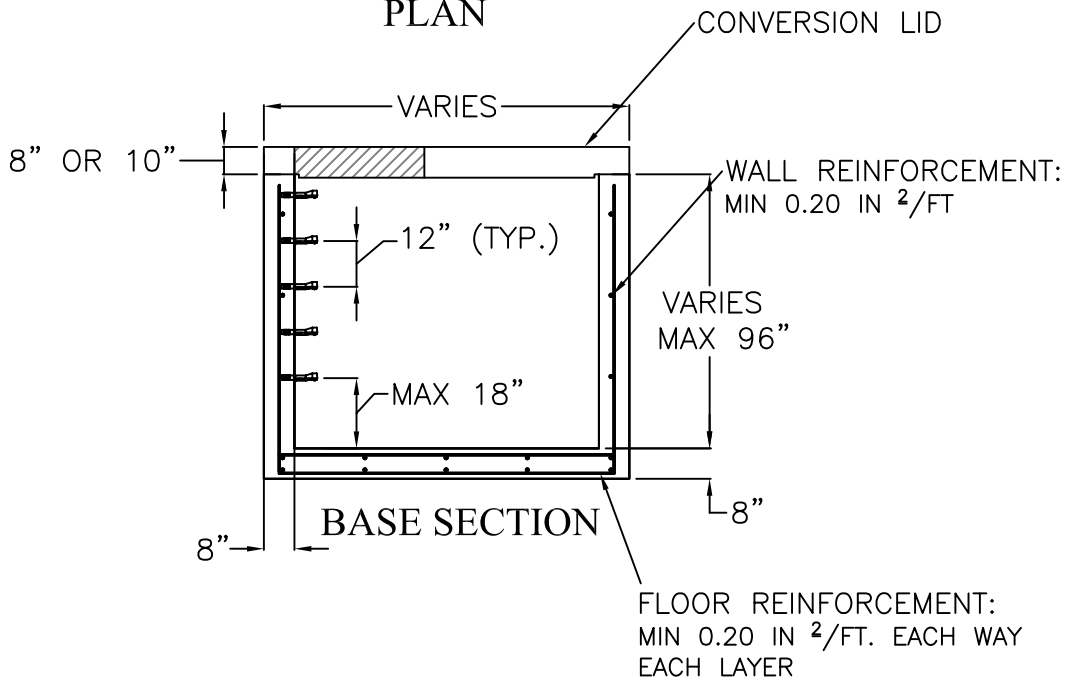
24" X 45 1/4" INLET OPENING  
TO BE LOCATED AS REQUIRED  
BY FIELD CONDITIONS



12" WIDE  
MANHOLE STEPS



PLAN



**SPECIFICATIONS:**

MINIMUM CONCRETE STRENGTH 4000 PSI @ 28 DAYS (PENNDOT CLASS AA)  
MATERIALS AND WORKMANSHIP IN ACCORDANCE WITH THE REQUIREMENTS  
OF PENNDOT PUBLICATION 408 SECTION 605 & 714  
STEEL REINFORCEMENT A615 GRADE 60 HORIZONTAL AND VERTICAL

**Continental  
Concrete  
Products, Inc.**  
1 South Grosstown Rd.  
Pottstown, PA 19464  
Phone: (610) 327-3700  
Fax: (610) 327-9488

MODIFIED LARGE INLET BOX FOR  
LARGE DIA. PIPE & MULTIPLE PARALLEL PIPE OPENINGS

SIGNATURE OF APPROVAL

DATE

AR

DWG

STRUCTURE

2/08/16

MLIB